

HARMAN®

BUILT TO A STANDARD, NOT A PRICE

300i
WOOD INSERT

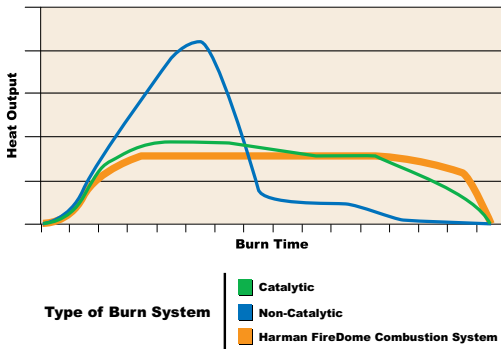


Uncompromising Standards

Enhance your existing fireplace with the Harman 300i. This powerful wood insert takes traditional wood-burning performance to the next level, with Harman FireDome technology. Expect reliable, even heat—for up to 17 hours from each load of wood.

Load up the large firebox and relax; the 300i will handle the rest. Two quiet blowers help distribute heat and extend heating ranges throughout the home. Upgrade your fireplace with even heat and long burns of the 300i.

FireDome Technology delivers even heat and the longest burns available.



Features

- 72,100 BTUs — heats 1,600 to 4,300 sq. ft.¹
- 3.0 cu. ft. firebox capacity / 20" maximum log length
- Up to 17 hours of steady, even heat from each load of wood
- FireDome Technology
- (2) 120 CFM blowers

Options

- Leaf brushed stainless trim
- Three surround sizes²

Surround	Size
Standard	41" w x 28" h
Oversize	47" w x 34" h
Custom - See dealer for details	40-1/8" minimum width 28-1/8" minimum height

FireDome Technology

Harman® FireDome technology maximizes efficiency and extends burn times—for up to 17 hours of even heat with each load of wood. Two combustion cycles completely burn the wood, smoke and exhaust.

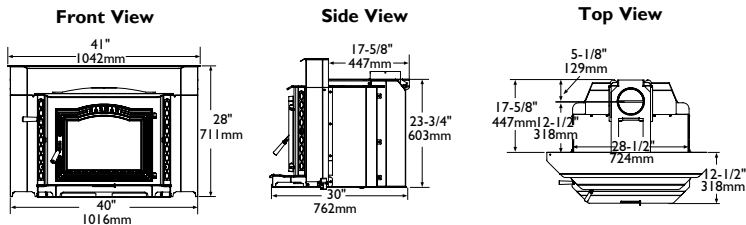
To learn more visit HarmanStoves.com.

PERFORMANCE

SPECIFICATIONS

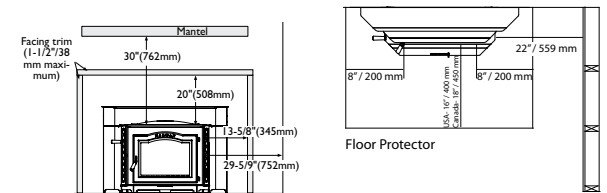
300i WOOD INSERT	EPA 1st Hour Peak BTUs	Heating Capacity ¹	Efficiency ³	Emissions	Blower Size	Fuel	Weight	Width	Height	Depth	Firebox Capacity	Log Length
	72,100	1,600 - 4,300 sq. ft.	83.3%	1.1 g/hr	120 CFM (2 blowers standard)	Wood	525 lbs.	41" w / standard surround	28"	30"	3.0 cubic ft.	20" max

Dimensions



Clearances to Combustibles

Clearances



Floor protection in front of raised hearth 18" in front of door
 - Minimum hearth depth of 12-1/2"
 - If the hearth depth is less than 25-1/2 inches, floor protection must be used
 - See manual for detailed descriptions

YOUR HARMAN DEALER IS:



LIMITED LIFETIME WARRANTY⁴

The strongest in the industry, Harman provides a limited lifetime warranty on the most important aspects: firebox and heat exchanger.

PHONE: 800-664-3119
 WWW.HARMANSTOVES.COM

- facebook.com/HarmanStoves
- twitter.com/HarmanStoves
- youtube.com/HarmanStoves

HAR-1206U-0915

¹See your local authorized Harman dealer for help in determining the product that best suits your heating needs based on climate and home efficiency. ²Surround required for finishing. ³Weighted Average LHV (Low Heating Value) Efficiency. ⁴For full warranty details, visit www.harmanstoves.com.
 Actual product appearance, including flame, may differ from image. Tested to: UL 1482-2010, UL 737-2007, ULCS627-00, ULCS628-93, Certified for USA and Canada. Product specifications and pricing subject to change without notice. The images and descriptions in this brochure are provided to assist you in product selection only. BTU values based on EPA testing standards. Typically, burning cordwood will result in higher BTU rating depending on moisture content. Refer to installation manual for complete clearance requirements and specifications. Fireplace, stove and insert surfaces get extremely HOT and can cause severe burns if touched. Keep a safe distance away. To learn more visit www.harmanstoves.com/fireplacesafety.